

LANDSCAPE  
COLLABORATION

**Landscape Collaboration** is an integrated landscape design company. We shape our design and its environment through the collaborative design process centered around people and nature. Our works manifest creative solutions which are the integration of cultural and environmental concern through professional practice.



\_\_\_\_\_

**Condominium**






# IDEO SUKHUMVIT 93

Year : 2019

Ideo Sukhumvit 93 is built for the needs of a dynamic urban lifestyle for Generation-C users. The project is based on the “Live-Work-Play” concept. To create new relationships of various dynamic/energetic activities with the landscape space. The landscape design creates open space for individuals who can be inspired by Urban Art work that is integrated within the landscape element through collaboration process with the Street artist






### Play+Landscape

Sports became the main theme of design. The sweeping, Zigzag and dynamic line are the main design languages. Those dynamic lines cut through the landscape and open up the space for urban sports programs such as; the overlapping Jogging track offers Trail run activity, Multi-purpose court placed within communal multipurpose lawn, the amphitheatre also creates interaction of dwellers within the community. 2 pools, one is an energetic olympic size pool for active activity, another is a relaxed and playful pool. The landforms, which are planted with the Eco-forest concept, form the dynamic and flow of space, create interactions of urban sports programs with natural green space throughout the project.



### Art as Urban catalyst




The street art that has been developed in the form of the Panther builds the unique characteristic of the project. The Artwork helped create Urban Vibe and inspired dwellers to express their own selves as they are using the space.



### Urban Eco-forest

Eco-forest is the sustainable concept in which the multilevel trees and shrubs were planted from seeding. All sampling plants were planted with a mixture of species 4 plants per square meter to have the plants compete with each other to thrive quickly and form multilevel canopy forest replicating the natural tropical forest. All the Eco-forest berms were placed carefully to generate Human comfort micro climate in the park.









# Ideo New Rama 9

Ideo New Rama 9

Year : 2019  
The swimming pool area is designed to  
maximizes the functionality and yet creates  
a cozy environment.



Small pocket pools  
create a sense of  
variety within the  
relaxing atmosphere





# Liv@49 Condominium

Delicate living experience within the cozy courtyard is amplified through the mixture of the varieties of softscape and hardscape palettes.





The courtyard is full of different tree and shrubs species. The variety of shapes, textures, and color of their foliates becomes a natural feature which helps soften the atmosphere in the courtyard.











The reflective feature screen helps to screen off the present of driveway. The tilted screen still allows visual connection to go through between courtyard and the outer space.



The mirror finished of the screen helps to creates optical illusion that make the space within the courtyard feels larger. It creates a reflection of landscape that make the space look and feel more green.





Living in the  
tranquil landscape  
courtyard surrounded  
by delicate flora  
textures





Outdoor living spaces are defined by the changes in levels. As the planters become the main element of the roof top garden, they provide order to the space by creating different rooms for seating and programmatic use.

**Liv@49 Condominium**



A view of the Bangkok Skyline looking through the uniform various textures of vegetation growing within the planters.



A simple arrangement of elements terracing down in multiple levels of the rooftop landscape.





# Somerset Phnom Penh

Somerset Phnom Penh

A mixed-use residential and hospitality project in the center of Cambodia. The landscape of Skylar project fuses the elements of the “sky” into rhythmic architecture motifs that reveals the experiential terrains for the tenants.





The facade of the Skylar podium is designed to integrate three elements: wooden louvers as warm rhythmic architectural element, green wall panels to soften the facade, and mirrors to reflect the “sky”.

Vertical wood elements are used as a partition to create buffering space for the lobby and parking entrances. The design also plays along with the previous interior design language.




# Ideo Q Ratchathewi

A residential project in central Bangkok which maximized the green space within the vertical and elevated design configuration. The design was aimed to combine two natural elements together for an ultimate urban-green environment.





The planting type for vertical green screening was specifically selected for the purpose of parking garage screening and integrated as part of the building façade.



An integrated design of elements was provided in every part of the project. For example, the guardhouse is harmonized as one of the design elements.






The linear cascade, berm and waterfall provided the green visual-linkage to establish an amicable environment in the project.






The semi-outdoor pool was designed by the concept of mimicking the water pattern which is reflected from the ceiling to the pool.

Ideo Q Ratchathewi




Looking back and through the semi-enclosed pool deck, the surrounding landscape highlights the infinity edge pool and Bangkok's breathtaking view.





The planning and design considered the ocular linkage between the fitness on the elevated level and the swimming pool on the lower level.



The roof garden extends the design language of the interior to the exterior space and transforms the stepped wooden terrace and green screening to provide privacy and space for communal gathering.





# Nye Condominium

A high-end luxury condominium by a well-known developer in Thailand, the landscape at Nye was designed to emphasize the grand scale of the overall project from the nearby BTS line along the growing Thonburi area.





# Grand Entrance

Nye Condominium

The Grand Entrance with an expansive dropoff is a complementary to the large mass of the twin condominium towers. The symmetrical approach is a classic arrangement exemplifying the luxury brand of the development.



The reflecting  
courtyard reception  
and sunken seating  
strengthens the  
scale of the entry.





Feature trees and statues become a focal point in the landscape as they become attractions from the semi-outdoor rooms.



The addition and subtraction of form is noticeable through the strong linear massing of planting, lawn, and hard-scape.

Usable space in the garden with relaxing seating & outdoor daybeds.





The pool design implements a blend of modern classical style with traditional geometry highlighted with more modern materials and patterns.



Looking across the rooftop pool, open cross-views were emphasized by the placement and orientation of poolside seating and use of clear glass balustrade.

Symmetrical layout of the pools facing each other between the high-rise towers.



# Bright Wongwianyai

A high-end condominium landscape design that provides a sense of clamness for residents. Landscape design provides space for the residents to dwell in with cozy experience.

Bright Wongwianyai





Pool loungers are carefully arranged on the deck under the canopy trees. Trees provide not only shaded area for a swimmer, but also help to create privacy from busy neighbourhood.

**Bright Wongwianyai**







# Centric Sea Condominium

Centric Sea Condominium

The swimming pool area is designed to take advantage of the panoramic view of the sea. The infinity pool creates a visual connection from the pool out into to the seascape.






The boat-shaped pool outline, a representation of the scenery along the Pattaya coastline.






A balance of garden, water, pathways and seating area are efficiently provided in the space to maximize the comfort for residents.



Intersecting pathways and landscape elements make for an artistic tapestry of garden views from the rooms above.





The geometric motif of the nautical theme is ever-slightly pronounced in the lawn & garden space.



Repetitive patterns and shapes are defined within the enclosed courtyard.

Another figurative boat shaped in the form of a planter floating within an amenity reflection pool.





# The Base Condominium Khonkaen


The Base Condominium





The part that is Active includes the children's playground and futsal courts. Along the surrounding edge, parents can sit and watch the kids play. For the Passive design area, a Sunken Area and Decorative Ponds, which is a lowered seating area for cozy seating with privacy.

**Liv@49 Condominium**



The swimming pool was designed to provide a view of the city as much as possible by creating a 'Sky Lounge', which also includes a Pavilion with lounge seating to view the city from a scenic Panoramic View.



**A simple, yet articulated landscape design**



---

**Hospitality**






# Modena Hotel

Modena hotel is located next to the Buriram United Stadium and MotoGP Buriram. As guests would experiencing the excited sport activities , in contrast, landscape design provides serene atmosphere for guests to relax and refresh.





Cascade water becomes feature for swimming pool area.



The reflective water feature creates a continuity of reflection in landscape.

Water feature is raised in order to provides privacy for swimming in the pool area.







# Mandarin Oriental

Year : 2019

A luxury five-star hotel in one of the world's most exciting cities, we enjoy a reputation for style, service and excellence. A haven of calm on the banks of the river, As guests would experiencing the excited sport activities , in contrast, landscape design provides serene atmosphere for guests to relax and refresh.









# Hua Chang Heritage Hotel

A renovation project of one of the most long-standing hotels in Bangkok, Hua Chang Heritage Hotel looked to regain its luster through the renovation of the hotel facilities and surrounding landscape to maintain a more modern look with the fast-paced development of the Bangkok city center.





Cozy seating with tucked hidden spaces at various depths of water provides an oasis for guest to unwind and find some privacy at the poolside.



The design balance of hardscape and softscape creates the ideal level of intimacy to enjoy the pool without disturbing others and being disturbed upon.

**Accent underwater and tree lighting illuminate the pool at dusk**





# Pullman Hotel Renovation

A renovation of the front, main entrance to the luxury hotel in Bangkok Metropolitan. A makeover of an existing car dropoff into a more pedestrian-friendly plaza entrance.

Creating one of the most provocative and inviting hotel entrances in the city.





The dropoff area was designed to serve more as a plaza space than a dropoff with a central water feature that seems to emerge from the plaza floor with multiple textures accentuated by the powerful flow of the fountains. Single rows of Pinwheel Jasmine tree were planted adjacent to the flanking banquet halls to provide added greenery and 'sculptural elements' along the building wings.




Fountain jets are surrounded by a reflecting pool overflow to create a contrasting effect of water stillness & movement.

**The movement & reflection of water represents both the liveliness and serenity of the hotel**






The central indoor water feature of the hotel was a redesign of an existing outdoor fountain converted to a reflection pond to complement the newly designed lobby lounge.



The subtle ripple effects of the reflection pond bring a calmness to the space.

The transformed 'plaza' entrance provides for an enchanting stage for the semi-transparent facade architecture.





# Como Hotel

Located in Maldives, Como Hotel was designed to emulate the island, sea, sand and sun theme to create the most pleasurable experience for all vacationers.

Como Hotel Maalifushi





The private, ocean pool bungalows take in the vast ocean view in tones of blue and teal highlighted against the warm sand colors of the bungalow and its open deck.



An ultimate resort getaway with the use of light-colored, natural materials to help calm the mind & body.



\_\_\_\_\_

# Housing





# Arden Ladprao

A private residential development inspired by the serenity and elegance of an exclusive society. An emphasis of privacy for a great escape from the chaotic city-life.





**An Over-scaled  
Entryway lined  
by greeneries of  
Pines**


Arden Ladprao provides a captivating wonderland of landscape elements in the form of special sculptures, lighting, vegetation, and design detail.




The motif of a garden heaven is playfully created throughout the landscape to whisk residents away from the urban chaos.



Arden Ladprao



A cutout silhouette sculpture shows the reindeer motif at a different scale and representation.



A water overflow edge that shows a craftsman's attention to detail and materiality.






# Arden Rama III

A design beyond imagination. Arden Rama III is another exclusive wonderland in the series of Arden developments with lush planting and dramatic landscape scenery.





**Relaxing,  
poolside seating  
hangs above the  
deck and pool  
edge.**

Arden Rama III, a similar development as Arden Ladprao but with pool amenities. The pool serves as a central feature for the development.





The central open space of the development is a semi-private backyard wonderland.



A dramatic entryway corridor is defined by the line of pine trees from within and outside the overscaled entryway.

**Oversized elements and lush landscape design bring fantasy to life**



# Sitawan

A vacation home development located in the popular mountain area getaway at Khao Yai. A villa sanctuary retreat encompassing 27 rai (4.3ha) along magnificent hillside grounds.







The private clubhouse amenity with an expansive pool is a central anchor point with its predominant roofline.



Linear gardens terrace along the majestic scenery to blend in with the surrounding panoramic views.





The blending of flora in a natural scheme provides breathtaking vistas as the afternoon sun glows with its golden light.



A vernacular landscape of native flora and stonework with the clubhouse off into the distance rising up above.





The vacation home sits within the rolling meadows. A vernacular softscape that maintains the natural environment people come to expect when resting at the mountain getaway.



# Narasiri

Narasiri, the top luxury single-family housing development by one of the well-known developers in Thailand is a timeless elegance represented by the classical detail and grand design.





**Timeless classic  
of form & detail**

An arrival approach second to none. The massing of landscape architectural elements is a 'red-carpet' entry to this highly exclusive residence.





The landscape boulevard is lined with Rain trees to provide a prominent canopy.

**A residence is only luxurious as the grandeur of its landscape**



The massive poolscape surrounds the central clubhouse with the look and feel of a luxury, beach resort.



—

**Corporate**






# SCG New Headquarter

Year : 2014

The core concept of designing the surrounding landscape is to symbolize the 'passing-on' to coming generations of the accumulated value of one of Thailand's leading industrial conglomerates by creating a sustainable and performative landscape design that speaks to the history and context while aiming to serve the future generations.



An aerial photograph of a modern landscape design. The scene features a series of curved, light-colored concrete paths that wind through green lawns and clusters of trees. The paths are separated by narrow strips of dark gravel. Large, mature trees with dense green foliage are scattered throughout the landscape, casting long shadows. The overall design is clean and modern, with a focus on integrating nature and architecture. The text "A sustainable design approach was taken to celebrate the company's history by preserving the existing trees." is overlaid on the left side of the image in a white, sans-serif font. The text "SCG New Headquarter" is visible in the bottom left corner in a smaller, white font.

A sustainable design approach was taken to celebrate the company's history by preserving the existing trees.

SCG New Headquarter



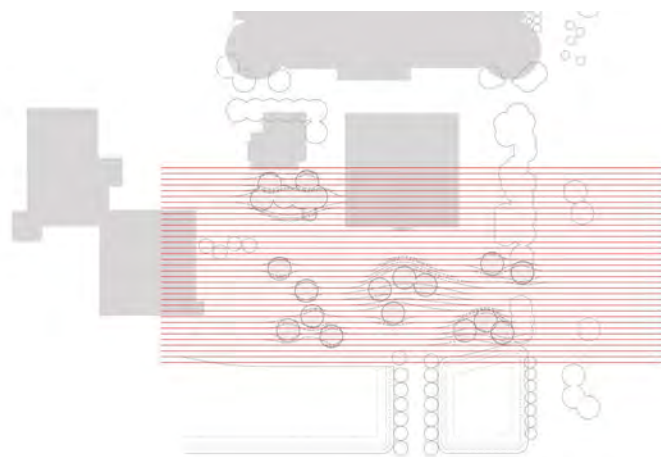


# Preservation of All Existing Trees

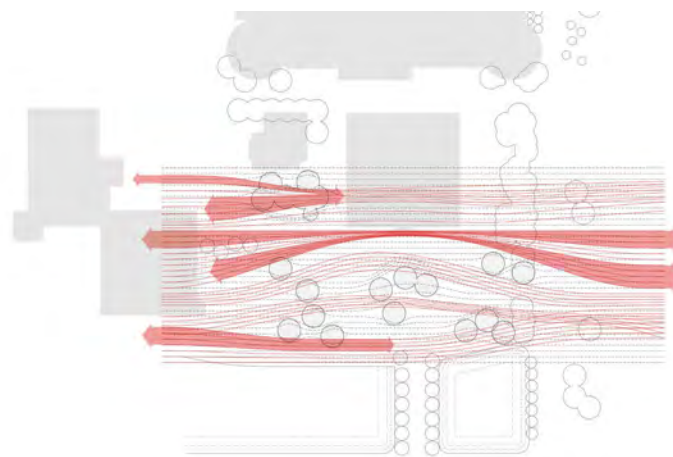
SCG New Headquarter

Inspired by the language of the architecture, the curvature line serves as a design tool in negotiating between the different ground levels of existing buildings and trees.

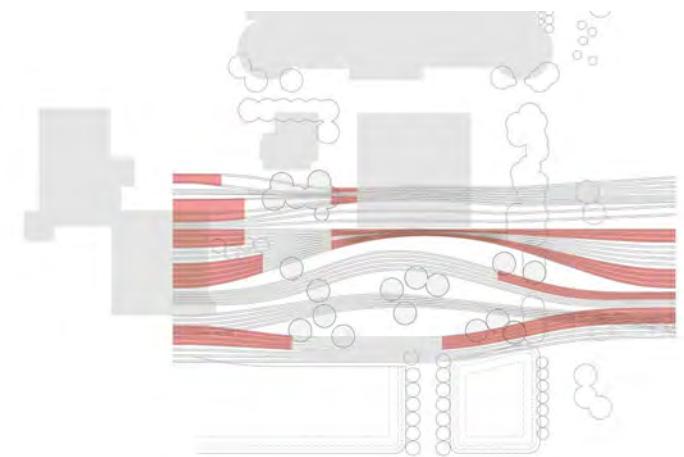




Parallel lines are laid down horizontally across the site to emphasize the predominate circulation for the site's users.

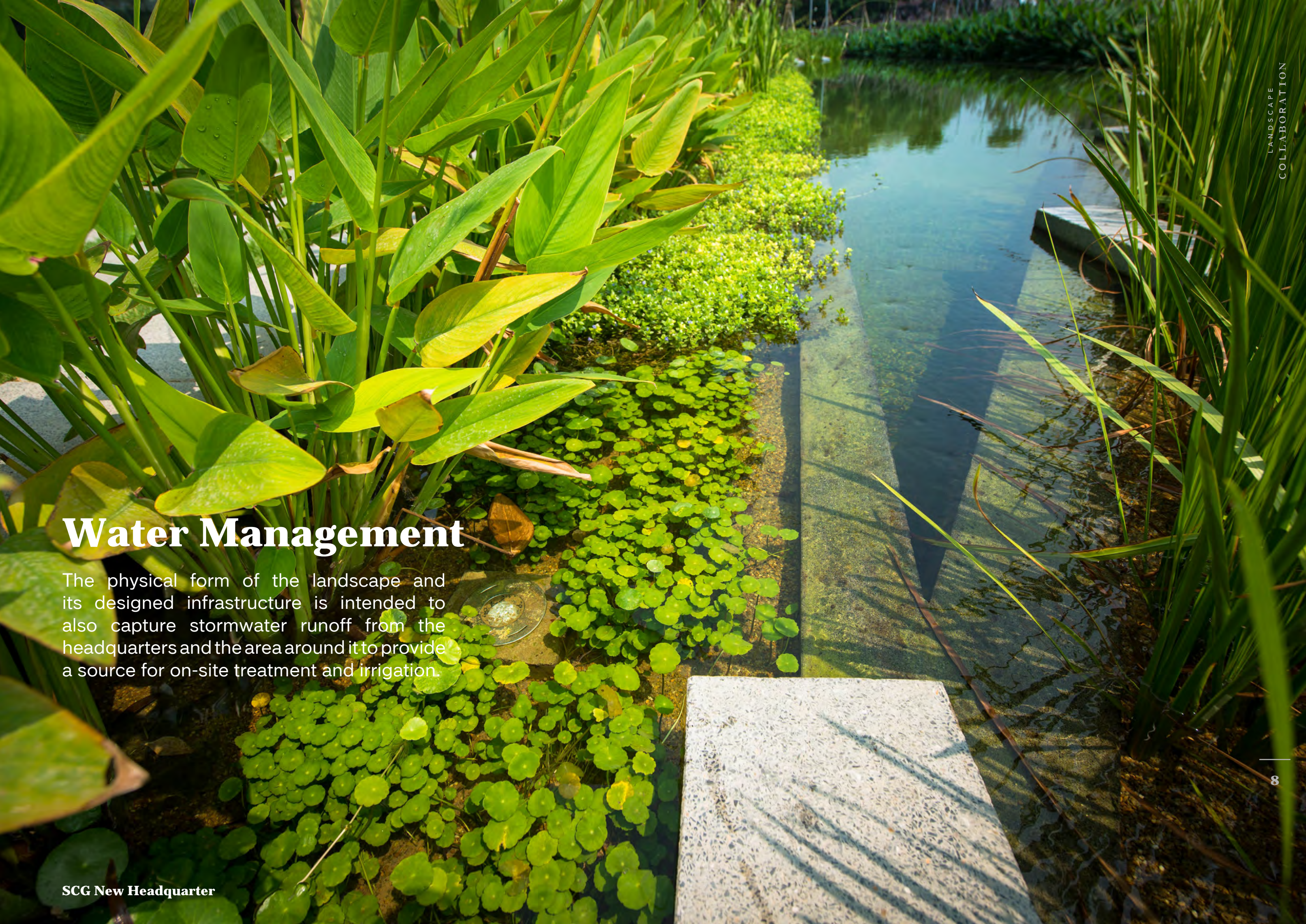


The stream of lines bend and morph to preserve the existing trees and provide space for the head office new program requirements in a single, continuous, gestural move.



The result is a defined geometry and layout of program and circulation that links users of the site across the entire campus.

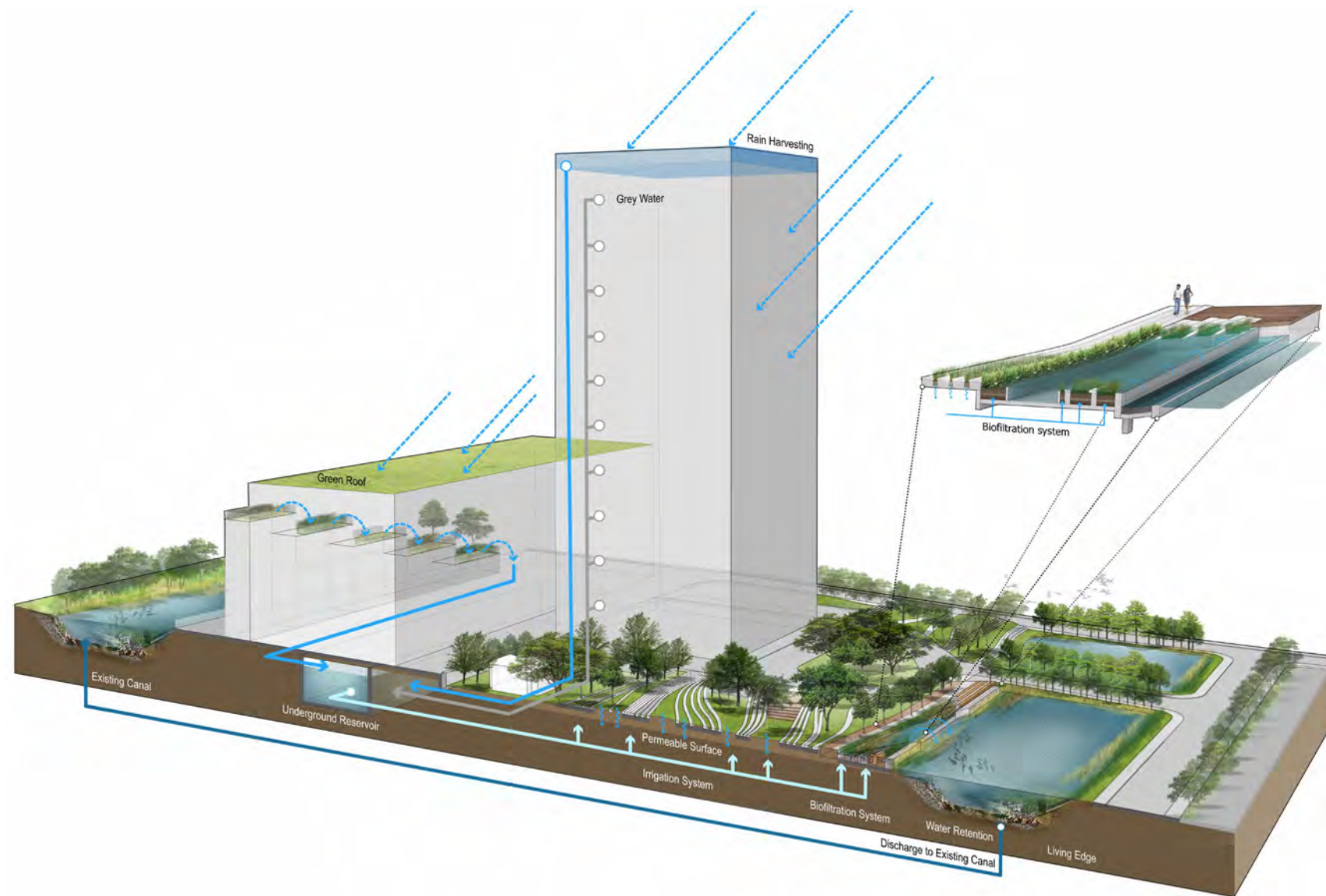




# Water Management

The physical form of the landscape and its designed infrastructure is intended to also capture stormwater runoff from the headquarters and the area around it to provide a source for on-site treatment and irrigation.





The diagram shows the additional function of the design as a performative landscape that uses an integrative water management system of permeable surfaces and grey & rain harvest catchments, which helped the overall project achieve LEED Platinum rating.

SCG New Headquarter



A level change difference of 2.20 meters accommodates for existing trees & program that step from the headquarters building down to the filtration pond.



The elevated biofiltration pond system above the existing canal serves to filter, overflow, and recycle water runoff from the campus while also being a significant water feature that enhances the natural scenery.





# Ananda Development Headquarter

Ananda Development Headquarter

Year : 2015

A new definition of a green office that aims to be more than just indoor planting decor. The interior landscape designed in collaboration with PIA had multi-dimensional concerns including how the green design would help improve the working environment and ones well-being.






The townhall space was designed as a wooden amphitheatre for enhancing creative culture.




The indoor landscape with potted plants were put in not only for the aesthetic looks but also for improving IAQ (Indoor Air Quality) which brought better micro-climate to the office. Those plantings are sustained by full spectrum LED light for photosynthesis.





The indoor plantings were strategically placed throughout the working spaces to increase the proportion of green area per person.







# Kasikorn Thai Bank

Year : 2016

The newest of branch for Kasikorn Bank was designed as a non-traditional corporate landscape design with a public open space park as a central feature for usable green.





# Public Park for People

Kasikorn Thai Bank

Seating and walkways patterned with softscape to create a series of transecting lines as people pass through the crossing promenades of the park.





The transecting lines inspired from the logo branded by Kasikorn Bank otherwise known by the public as Kbank.



A variety of different planting, seating, walkway, and landscape conditions further emphasize the



\_\_\_\_\_

**Commercial**



# Central Festival Eastville

Year : 2015

A hyper-experience of nature was an over-arching theme of the Central Festival Eastville. Where an infusion of landscape was used to defy the perception of the typical shopping mall experience. Central Festival Eastville is the latest new comer to this field. With the teamwork of engineers and architects, Central Festival Eastville achieved much praise of its design layout and landscape design that blend natural fantasy and tropical plants, as well as a unique semi-public space.





# Central Festival Eastville

Location : Bangkok, Thailand





# A New Shopping Experience

Central Festival Eastville

▲ A tropical garden exhibition, which just happens to be a shopping mall

The Landscape Architects have combined a new experience of shopping within a hyper-natural setting where plants have fused with natural elements, and animal motifs to create an 'Urban Jungle' atmosphere.





▲ Landscape design that blends 'natural fantasy' and tropical plants, and the establishment of a semi-public space sorely needed in Bangkok's urban environment.



▲ Planting designs symbolized natural plant growth adaptation towards sun light.



▲ Walking in this outdoor space also provides a pleasant experience due to the ventilation of natural air from the underground parking level. 'New Nature' experiences have been hybridized, where natural landscape is not alone, but is blended with keen and new design concepts.





▲ Near one of the main entrances of the mall lies a favorite attraction to much of the delight of the young, energetic guests to Central Eastville.



▲ The playspace is a big highlight of the hyper-natural theme that was a driving force for the entire commercial landscape.

Playground space created by using a nest building concept of both interlacing and hanging.





# The Camouflage

Central Eastville



▲ an ability to help animals in the open forest or field to disguise themselves..








# Siam Paragon Dining

Year : 2016

Siam Paragon was a renovation project of the indoor and outdoor Ground Level space at one of the most recognized Commercial Shopping Centers in Bangkok. The encompassing landscape concept was to create an enchanting, mystical atmosphere that would seamlessly sequence from interior to exterior space for the ultimate shopping & dining experience. The project is in collaboration with PIA and Mr. KORAKOT AROMDEE





◀ To complement the atmosphere of the interior space, a similar sinuous form extended out into the exterior with subtle undulations and slopes.



▲ Sloping paths, water cascades, and planters give a refreshing makeover to the outdoor terrace.







# King Power Srivaree

Year : 2013

A landscape that would be self-sustaining surrounding a major duty-free shopping mall on a site at the suburban district of Bang Phli in Samut Prakan – a site that was once composed of farm fields and is still surrounded by an existing industry and agricultural community near Suvarnabhumi International Airport.

**King Power Srivaree**





- ▲ Waste water produced by hand basins, dishwashers, showers, kitchen sinks and laundries – estimated at 320 cubic meters per day. The landscape was designed to remediate the large volume of grey water that could potentially be recycled, while also creating an ecology aquatic plants and artificial riparian edges.

**King Power Srivaree**



- ▲ The Lotus Pond was primarily designed to be a reservoir to irrigate the expansive site; however, the pond also serves as a visual feature at the main entry as the plants in the reservoir are thriving because of the grey-water flow system.



- ▲ A natural, functioning ecology at one of the largest duty free retail stores in Thailand






# King Power Phuket

King Power Phuket

▲ Year : 2014  
A landscape design of the Duty-Free shopping center for King Power International, called for an iconic design that would be recognized throughout Thailand's largest island and beyond.



The image shows a large, modern building with a golden, geometric facade. In the foreground, there is a large, life-size metal sculpture of a whale breaching the water. The building has a sign that reads "เรา♥พระเจ้าอยู่หัว" and "KING POWER". The sky is blue with some clouds.

**We are travellers  
too - the motto of the  
Duty Free retailer  
resonates through  
life-size and life-like  
sculptures.**





# King Power Rangnam

Year : 2017

Renovation of the commercial headquarters for the leading duty-free brand of Thailand, Landscape Collaboration looked to achieve the client's objective of a complete makeover of the surrounding landscape and create an endless journey experience.





- ◀ A dry-fountain plaza takes the place of an existing roundabout fountain dropoff. Ground levels were drastically altered to accommodate for the 448 synchronized 'dancing' fountains.



- ◀ From a space that only served as a dropoff to a multi-functional plaza to hold a variety of events and festive shows during the day & night.





◀ The entrance along Rangnam was given a facelift to become the more luxurious commercial lifestyle center the client sought out.



▲ Feature walls clad in marble accented by gold stainless steel vertical relief channels create for a newly dynamic and provocative entrance.



▲ The bold contrast between the greenery and the hardscape enliven the entrance throughout King Power's opening hours.



# Mega Foodwalk 2018

Year : 2018

Mega FoodWalk is the collaborative design of an enjoyable landscape atrium, relaxing amphitheater, and experiential boardwalk. Within Mega Bangna shopping complex located in the suburbs of southern Bangkok, this extended semi-outdoor food & beverage expansion is designed to create a comfortable microclimate and immersive experience by innovatively incorporating multiple active & passive cooling strategies harmoniously within interactive and tectonic landscape features. The expansion zone represents a marrying of different disciplines to create a unique commercial experience that engages at nearly every corner and path. A unique experience that was created through a truly collective design effort of different disciplines and shared vision with the consultants and the client.





# Mega Foodwalk

Location : Samut Prakan, Thailand





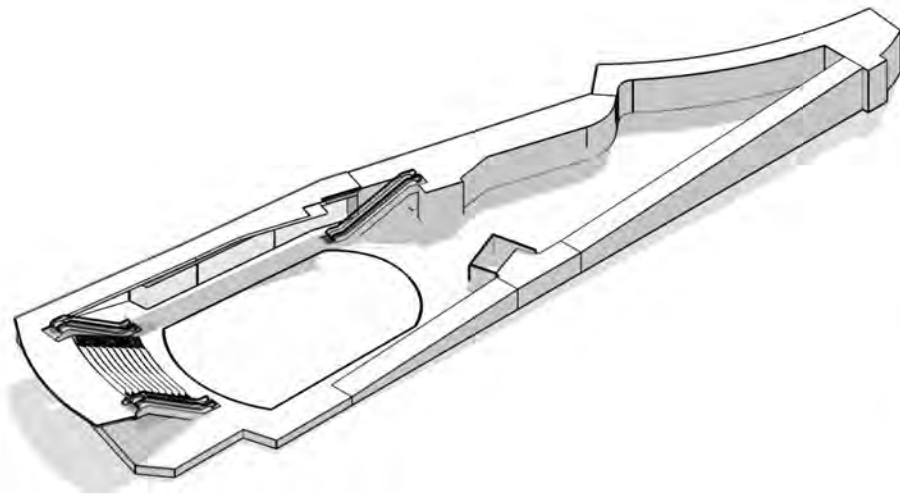
# Mega Foodwalk

Location : Samut Prakan, Thailand

- Legend**
- 1. Amphitheater
  - 2. Multi-purpose Space
  - 3. Water Feature
  - 4. Boardwalk
  - 5. Waterplay
  - 6. Seatings
  - 7. Dry Fountain

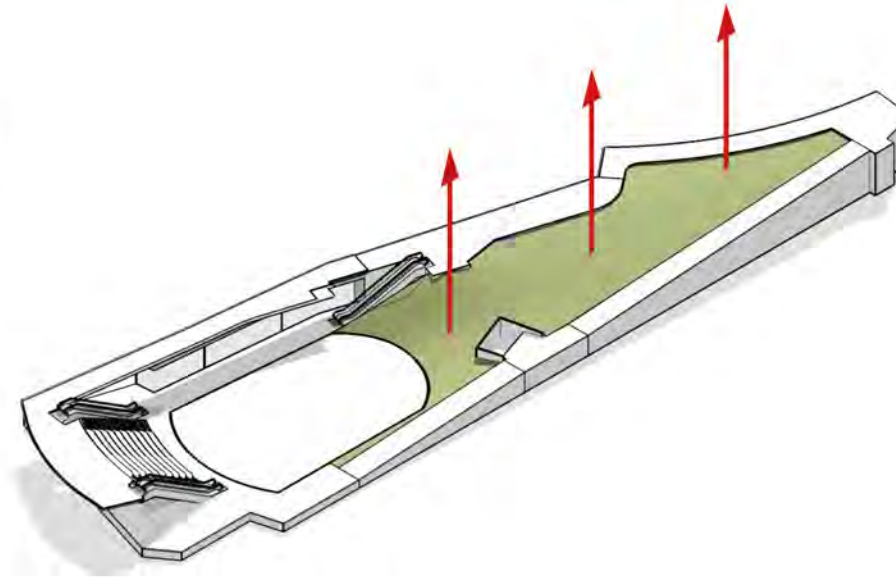






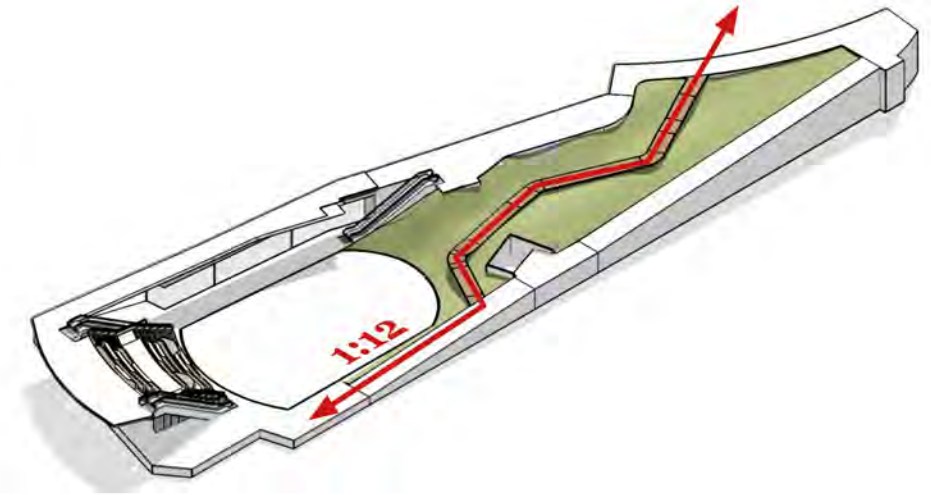
### Existing Condition

Starting with the difference in levels within the atrium.



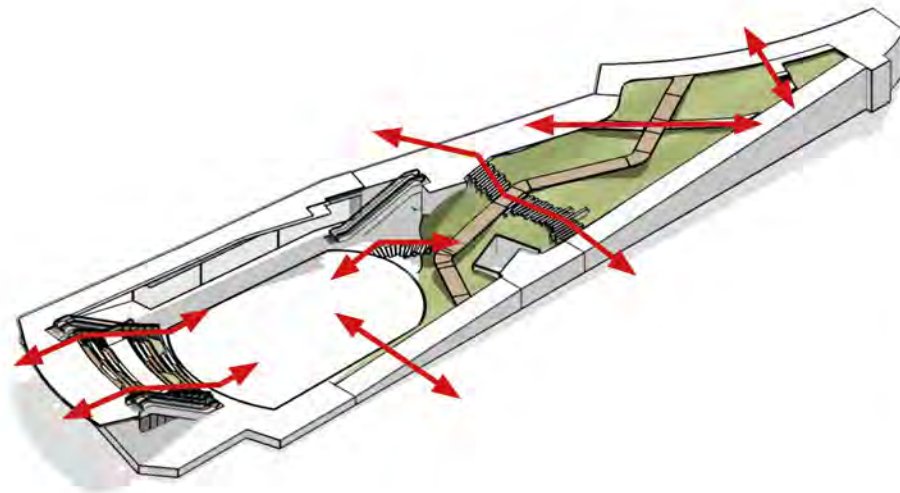
### Blending Level Difference

Filling the atrium with green space to stitch the multiple level differences together.



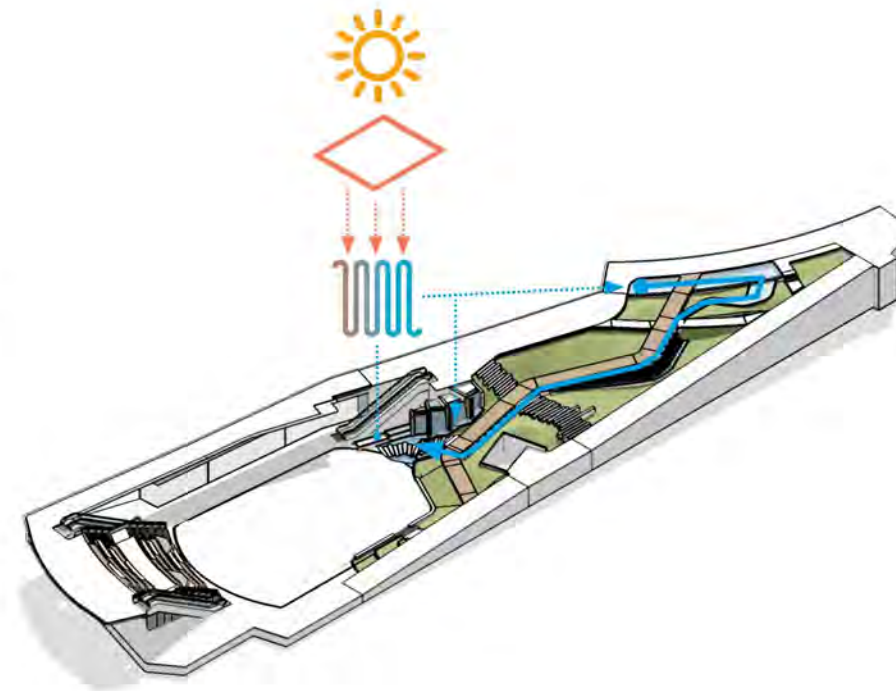
### Main Landscape Circulation

This experiential boardwalk through the landscape is determined by the universal design slope ratio.



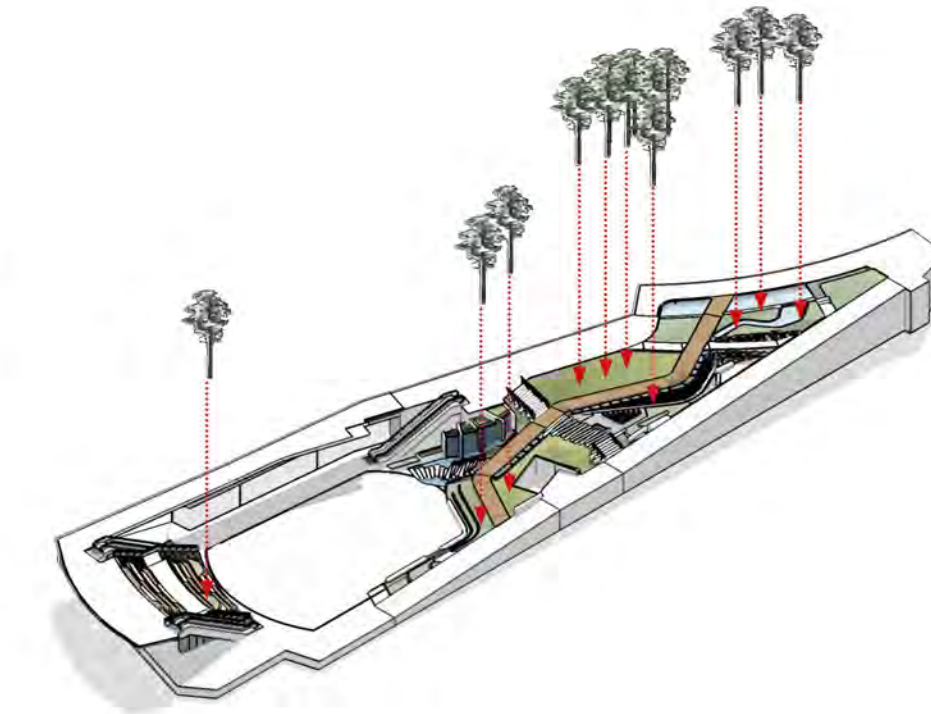
### Cross Circulation

Slopes and stairs are added for better transition between programs surrounding the atrium.



### Micro-Climate Infrastructure


To keep this semi-outdoor atrium's atmosphere within the comfort zone, the cold water system-- powered by solar photovoltaic system system-- is implemented with jet blowers to cool down the temperatures. The water system also doubles as an aesthetic features.



### Landscape atmosphere

Integrating intensive landscape planting for aesthetic experiences and playful interaction





▲ Human-friendly materials, such as authentic wood flooring and stone cladding for the amphitheatre. The space accommodates occasional events and plays the role of a resting area for visitors.



◀ This path is accompanied by different types of water features that seek to create experiential sounds, sights, and feelings based on the context.





Mega Foodwalk

◀ The design attempts to stitch the architecture's split levels with an experiential & experimental boardwalk to connect across the atrium of the building. The main wooden boardwalk that cuts through the atrium aims to take visitors into various features while connecting the split level together.





The landscape design is a very interactive and experiential space that encourages visitors to be in contact with its material design. There are various functional spaces with different design configurations for public usage: amphitheatre seats, individual seats, group seats, and long bench.

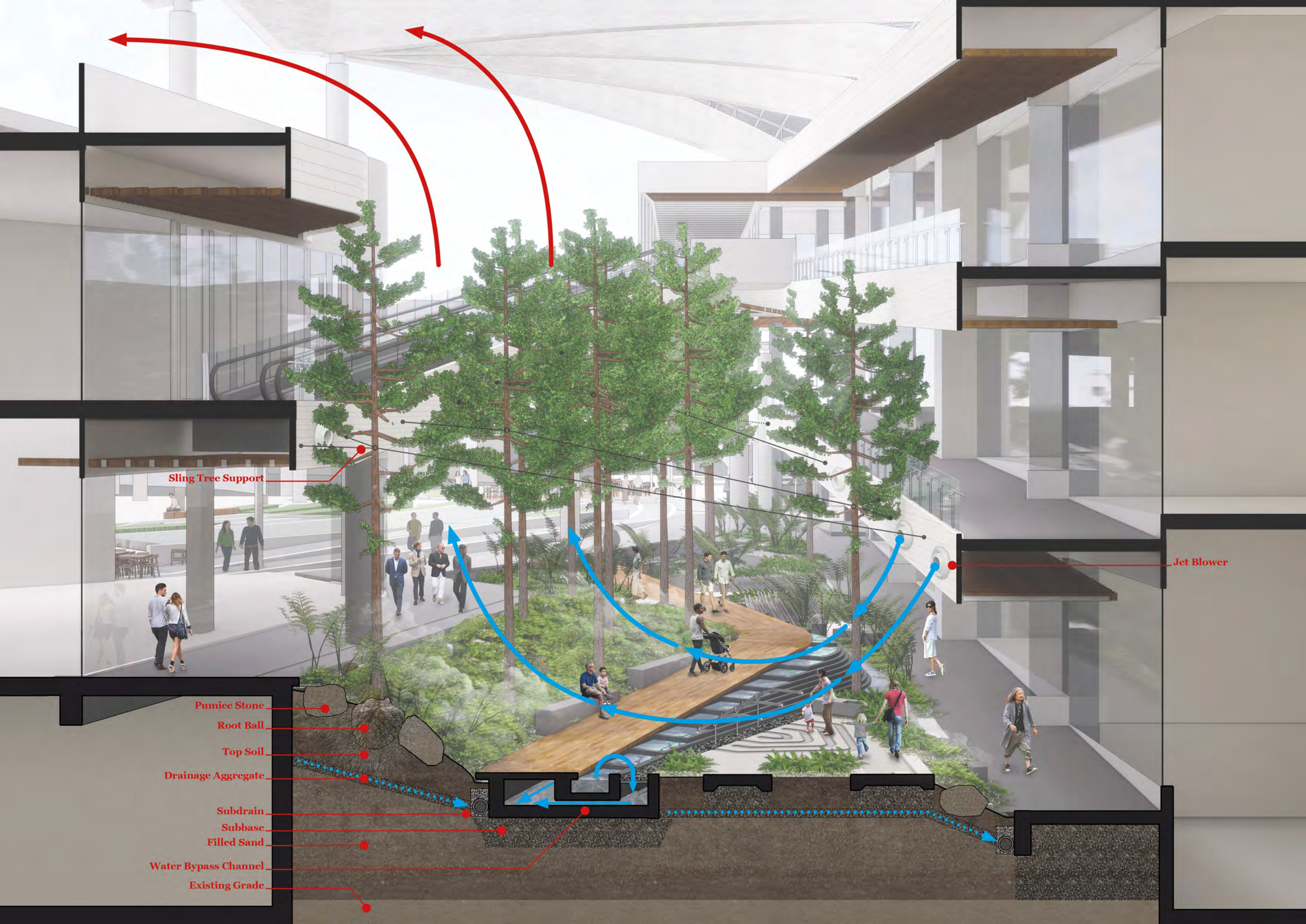




# Comfortable

The microclimate within Mega Food walk is controlled by the integration of landscape design and innovative engineering resulting in a waterscape that is a successful catalyst of activities. The micro climate is adjusted to an ideal human comfort zone while also providing added moisture for plants to grow.





Sling Tree Support

Jet Blower

Pumice Stone

Root Ball

Top Soil

Drainage Aggregate

Subdrain

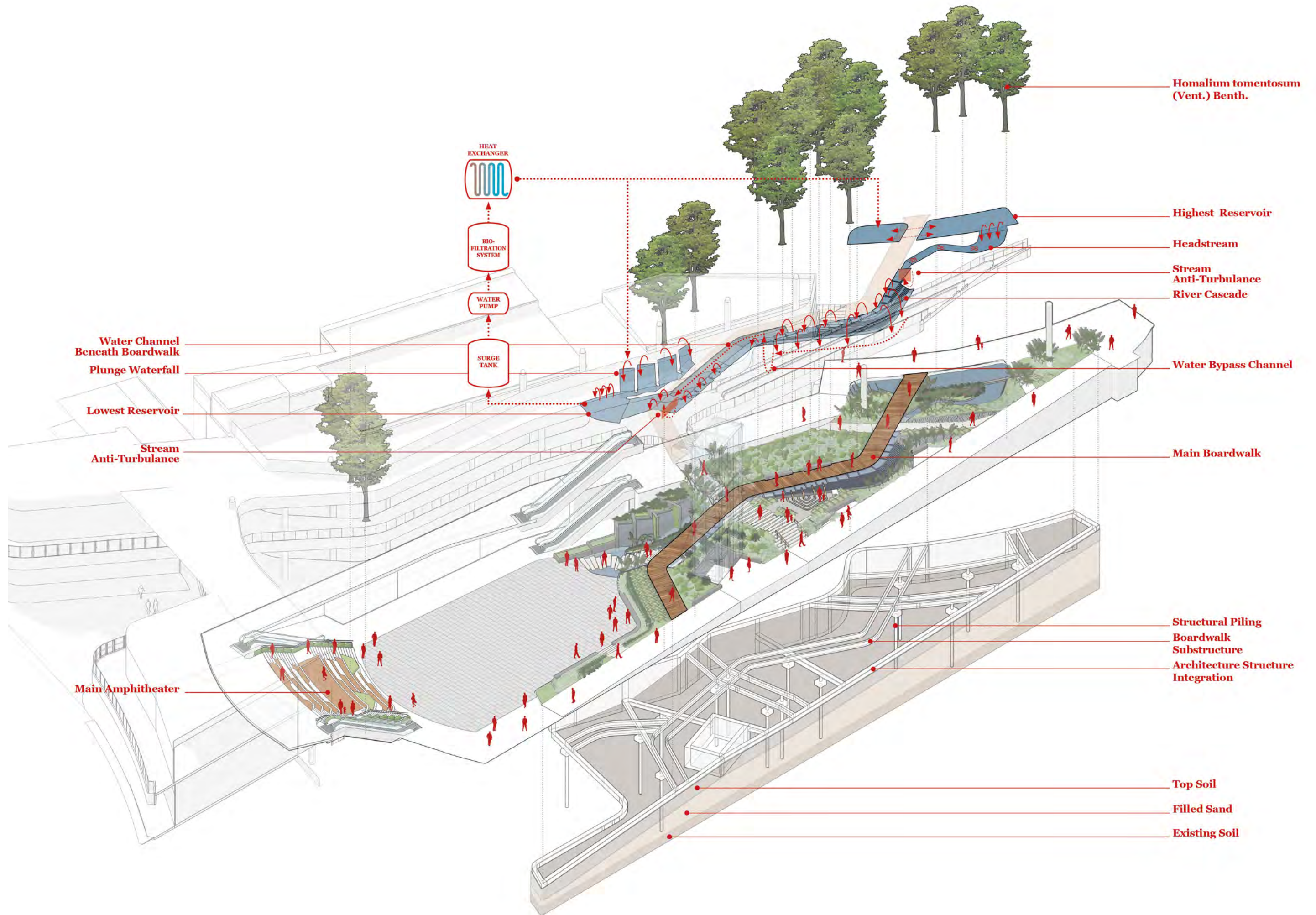
Subbase

Filled Sand

Water Bypass Channel

Existing Grade











The pathways are friendly to all users with gentle slopes that are handicap accessible. The experiential boardwalk that floats above the water features and traverses through the forest green, is a core connector for upper level and lower level landscape.

Creating amazing experience walkway with the nature and water textures.









▲ Aside from the water features, The landscape design elements include stacked slate stone, water level play, and a softscape that attempts to imitate the wilderness of a faraway place closely related to Mega Bangna

▲ The stacked planting area was intentionally provided to separate the drop-off plaza from the parking lot and establish a green background from the interior building viewpoint.





Mega Foodwalk





# Siam Premium Outlet

Year : 2020

Siam Piwat Premium Outlet was a newest premium outlet in Thailand nearby Suvarnabhumi airport, with in over 50,000 sqm. this project is in collaboration with Mr. KORAKOT AROMDEE & Mr.Dong Sculpture.





# SPO

Location : Samut Prakan, Thailand

Siam Premium Outlet

## LEGEND

1. MAIN ENTRANCE
2. DRY FOUNTAIN PLAZA
3. EVENT SPACE
4. AMPHITHEATER
5. WATER FEATURE
6. CHILDREN PLAYGROUND
7. MAIN DROPOFF





# Warming & Cozy

With in this Spaciel Sunken Courtyard the Canopies above was a collaboration from 2 talented sculpture Mr. Dong who was designed and manufatured the structure of the Canopies and Mr. Korakot Aromdee was the designer behind all the facade and decorative.





▲ Detail of the Amphitheater Step was designed the recess between the step to hind the LED strip light underneath the stair. and by Meterial selection, shape of the stair can be smoothly curverture and organic form.



Varities of seating and planter was selected ▲ base on variations of zoning in this outlet.





◀ In order to make Children playground more interesting and lively, the design intense is to use warm color scheme in this pratical space. and with a help from our collaborator “Mr. KORAKOT AROMDEE” which make this playground more interesting with his remakeable signature sculpture.





# Mega Foodwalk 2020

In succession of previous Mega Bangna FoodWalk 2018, FoodWalk 2020 is a renovation of the existing food & beverage zone. Similar to its predecessor, the project is reminiscent of Swedish landscapes. While FoodWalk 2018 is a walk through Smaland forest, the two parts of the 2020 projects are walks through the ambiance sand dune and stream valley of Sweden. Comprise of relaxing and enjoyable shallow ponds using variation of water systems, the landscape welcomes and guides visitors through their journeys of flavors from surrounding restaurants. The New Mega Foodwalk is the collaborative design afford between Landscape Collaboration and an interdisciplinary team of designers and engineers. This particular area is also designed to create a comfortable microclimate and spatial space by incorporating multiple active and passive cooling strategies harmoniously throughout different landscape features. By focusing on the microclimate and alluring spatial design, Mega FoodWalk 2020 became one of the most attractive shopping complex in Bangkok.





# Megabanga Foodwalk 2020

Location : Samut Prakan, Thailand









the variation of water feature technique are using in this area such as water jet to created water tunnel for childrent while the shallow pond is setting in the middle of the area for parents can watchout there kids.



▲ This water fall feature is designed to connect landscape from shallow pond from ground floor through 2nd and 3th floor.



▲ the water depth is only 1 cm. by using the hanging loungers from the ceiling, customer can enjoying the shallow pond and relaxing in a big lounge at the same time.



\_\_\_\_\_

**Park**





# PTT Metro Forest

Year : 2015

Located at the Eastern fringes of Bangkok in the suburban district of Prawet, approximately 6 kilometers from the Suvarnabhumi International Airport, lies the PTT Metro Forest. An ecological regeneration project designed as an outdoor exhibition space to cultivate environmental awareness and educate visitors about local forest ecology.

PTT Metro Forest

LANDSCAPE COLLABORATION









Rainwater harvesting and groundwater recharge is a primary feature resulting from the extensive earthwork and integration of the landscape with the exhibition center.



**Approximately  
60,000 trees of  
more than 279  
unique species  
were planted on  
approximately 75%  
of the overall site.**





#### 1st Month

In late 2012, prior conditions of the abandoned site led to the dumping of local refuse. Any non-compostable waste was cleared from the site while the remaining waste was allowed to decompose.



#### 2nd Month

Initial earthwork of the site required excavation of existing soil while also mixing it with specified engineered soil.



#### 3rd Month

Highly-fertile engineered soil imported into the site to prevent compaction and allow for porosity of the designed berms.



#### 4th Month

An early sculpted berm topped with a 1-meter deep topsoil mix.



#### 5th Month

Carving out and molding of the meandering stream and soon to be riparian edge.



#### 6th Month

Graded earthwork completed and ready for sapling planting.



#### 7th Month

Initial growth of saplings after just a weeks from planting.



#### 19th Month

Approximately a full year of growth and the new urban forest is gradually taking shape.



#### 31st Month

The water features are receiving some 'decorative' treatment.



#### 32nd Month

Water volume is increased to create the 'natural' flowing stream that was intended by the landscape architects.



#### 33rd Month

The initial planting of saplings are in full form in comparison to the newly planted lowland dipterocarpus alongside the observation tower.



#### 38th Month


After only 3 years from the project's breaking ground, an exhibit forest of rich foliage + textures is ready for visitors - May 2015





Successional growth of the saplings developing into a multi-layered canopy Lowland Dipterocarp Forest through monitoring and predictive-modelling.





Able to experience the different levels of the canopy at the ground-level, along the skywalk, and within the observation tower, visitors will see Bangkok like never before.

Rather than take the typical approach of Asian gardens that emphasize the aesthetics of the landscape, a different approach is taken to create a unique practice that has never been implemented in Bangkok and establish a new trajectory of landscape typologies, such as a natural wilderness for the future.





PTT Metro Forest





# Happiness Center

Happiness Center

**Project Concept:**  
Remediation and  
improvement of the  
water quality for  
local residents.

**Year : 2013**  
PTT Lampang, “Happiness Center”, is an eco-community park located next to PTT Petroleum Depot. The CSR project intention was to encourage a living harmony between the factory and local community.





In terms of water management practice, the park itself serves as a large retention area wetland, which helps absorb excess runoff overflow during heavy rainfall events.









# Medicinal Plant Garden

Year : 2015

The Medicinal Plant Garden is part of the Suan Luang (Rama 9 Royal Park) Foundation renovation project to redesign the existing herb garden within the park. In dedication to Her Royal Highness (HRH) Princess Maha Chakri Sirindorn, in celebration of her majesty's 60th Birthday on April 2, 2015, HRH Princess Sirindorn gave her support and blessing for the promotion and conservation of medicinal herbs in Thailand for the benefit of the people.

**Medicinal Plant Garden**





A large-scale mosaic of different agricultural crops and grasses were designed to show the rich diversity of agrarian vegetation that Thailand has to offer in a playful yet educational design scheme.



A central pergola hovers over a raised planter full of herbs that require partial shade/sun conditions, which allows for a large variety of species to be displayed in such a small area.





A pergola corridor is wrapped in vines to exhibit the natural beauty of medicinal plants.



Steel and wood were used to create a 'light' structure that would support the growth of vines in various sunlight conditions.

The concept of design is to convey the meaning of common herbs being "medicine that is nature."



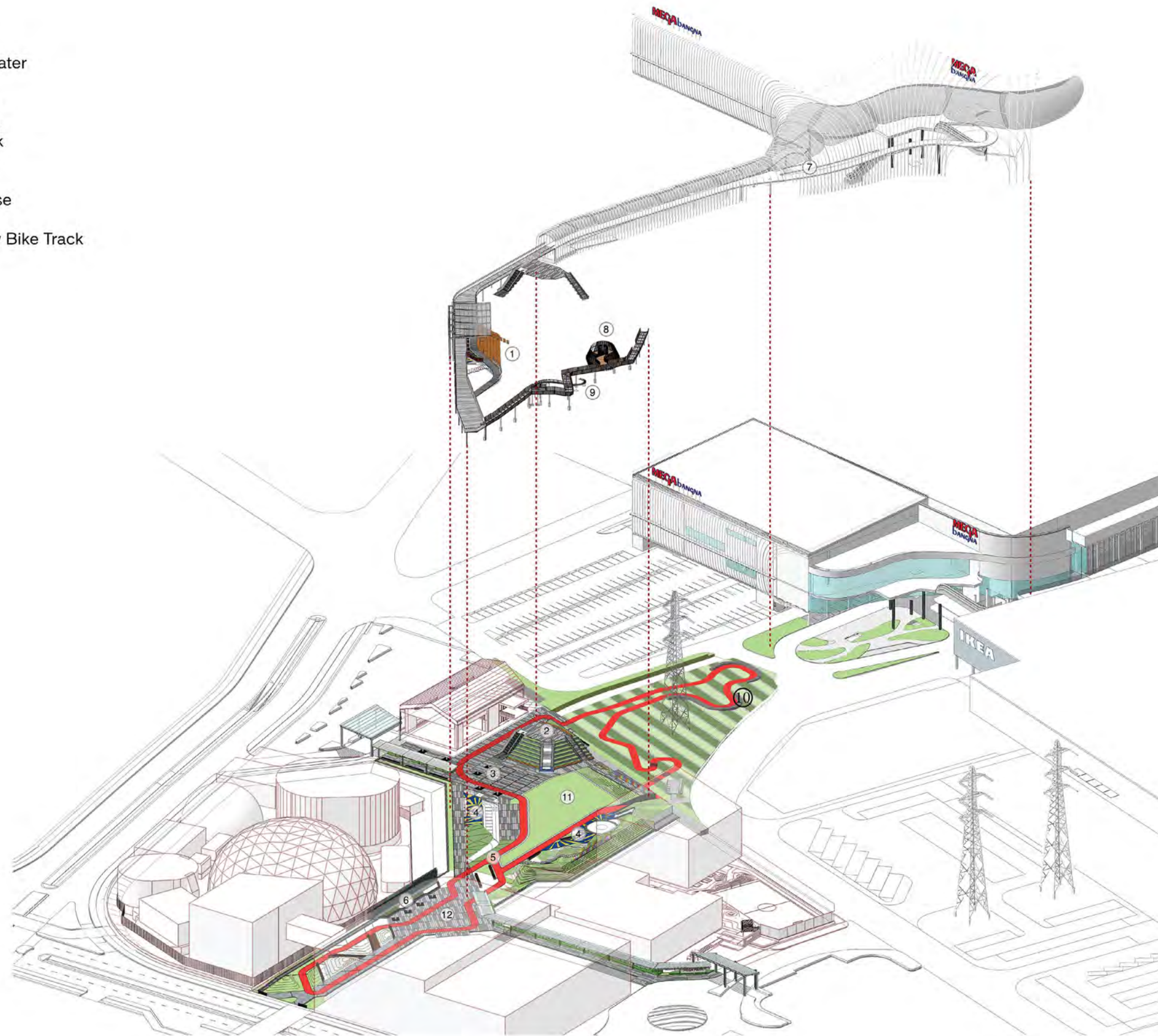


# Mega Park

Mega Park is a green infrastructure which provides the connection from the main shopping mall towards the area of future development. The park amplifies the notion of nature that coexist with recreational programs.



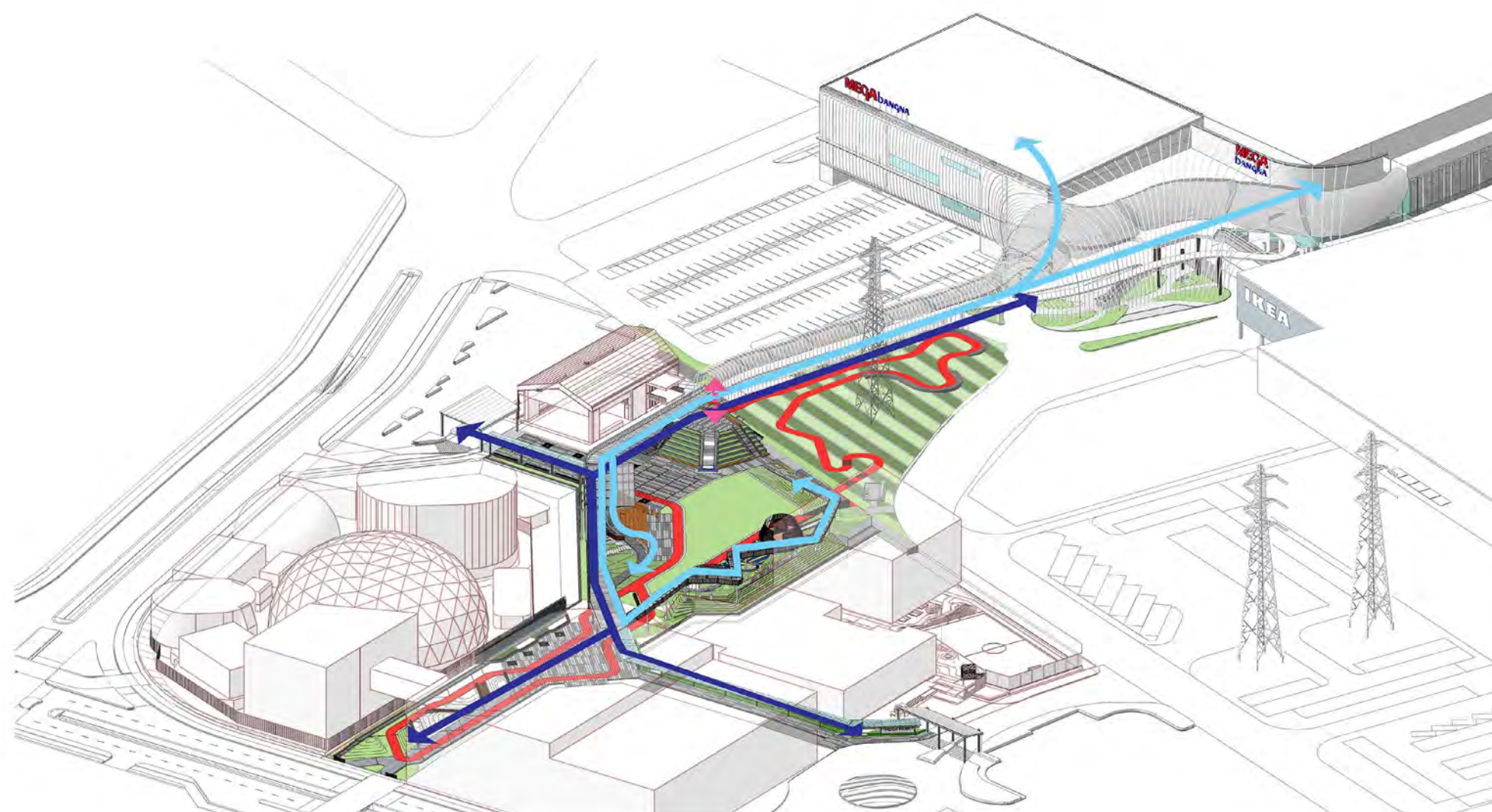
1. Amphitheater
2. Utilities
3. Fountain
4. Play Area
5. Bike Track
6. Waterfall
7. Skywalk
8. Tree House
9. Slider
10. Rainbow Bike Track
11. Lawn
12. Plaza






- Skywalk
- Boardwalk
- Bike Track
- ◄ Elevator

Special needs acessibility








- ▲ Landscape and architectural design are integrated with seamless connection. It creates the continuity of experience for people who move in and out.

- ▲ In order to create a unified ground, variation of planting with 3 meters wide create a graphical plane that unify and strengthen visual connection from the shopping mall towards the park. The flowering plants not only create an aesthetic pleasure, but also provide ecological benefit. They become habitats for various local insect.





Mega Park





1. Amphitheater
2. The Cave Playground
3. Special Needs Ramp
4. Water Maze
5. Bike Track
6. Climbing Net
7. Skywalk / Covered Walkway
8. Roof







◀ The column free overhanging roof provides a vast viewing space from amphitheater towards the open space of the park.



◀ Amphitheater provides multi-layered functional programs. It integrates handicap accessible ramp and the elevated walkway together with the amphitheater seats. The space below the seat is the semi indoor play area for small children.




Walking through the  
tree canopies where  
nature becomes part of  
recreation.



1. Spiral Ramp
2. Staircase
3. Tree House
4. Giant Slider
5. Boardwalk
6. Bike Track







◀ A tree house provide a fun experience for children with-  
in the refined enveloped structure. It is a link to the tree  
top walk.



LANDSCAPE  
COLLABORATION

**Landscape Collaboration Co., Ltd.**  
487 Si-Ayutthaya Road, Ratchathewi,  
Bangkok THAILAND 10400

**บริษัท แลนด์สเคปคอลลาบอเรชัน จำกัด**  
487 ถนนศรีอยุธยา แขวงถนนพญาไท  
เขตราชเทวี กรุงเทพฯ 10400

---



+66 (0) 2248 1143

info@landscape-co.com  
www.landscapecollaboration.com

---